




SEAMLESS UV PROTECTION

For a carefree set up of a UV system, the easiest way is to use a **360° disinfection device, with glass fall protection**, separated power supply and an adjustable mounting kit. That's UV FCU-CL.

The most convenient method for applying UV-C light inside the AHU is by **using this mounting kit and the clips provided** with the system. This allows you to easily install the lamp onto the mounting kit and then connect it to the ballast via the quadri-pin plug.

Another perfect spot to apply UV-FCU-CL is the space between fan and **heat/cooling battery in FAN COIL UNITS**. The installation is easy, you can also apply it on fan already installed and working (retrofit on existing systems).



KEY PRODUCT FEATURES

- **Simple, basic, low-cost** system for AHUs, applicable also inside compact FAN COIL units.
- **Increased Disinfection Performance**, with High-Output UV-C lamps (253,7 nm).
- **360° irradiation**, easy clips to install the lamps included.
- **Protected**, with UVLON™ always included to avoid glass falling and protect against temperature fluctuations.
- **Connect to the power supply**, 3 different ballast choices to adapt to your installation and monitoring needs.
- **Choose your installation layout**, mounting kits available, to adapt to all sizes and different kind of surface/coil treatment.



HEALTHCARE



HVAC



PROCESS
INDUSTRY



HOSPITALITY



SHARED
SPACES



PUBLIC
VENUES



WELLNESS
CENTRES



TRANSPORT

TECHNICAL TABLE	UV-FCU-CL 16-P	UV-FCU-CL 25-P	UV-FCU-CL 40H-P	UV-FCU-CL 60H-P	UV-FCU-CL 90H-P	UV-FCU-CL 120H-P	UV-FCU-CL 150H-P
REPLACEMENT LAMP	GH3-16W-P-FC	GH5-25W-P-FC	GH4-40WH-P-FC	GH6-60WH-P-FC	GH9-90WH-P-FC	GH11-120WH-P-FC	GH15-155WH-P-FC
POWER CONSUMPTION	16W	25W	40W	60W	90W	120W	150W
LAMP SIZE (length inside the duct)	mm 318 (in 12.52)	mm 546 (in 21.49)	mm 452 (in 17.79)	mm 600 (in 23.62)	mm 910 (in 35.82)	mm 1191 (in 46.89)	mm 1554 (in 61)
INTERAXIS BETWEEN CLIPS	mm 293 (in 11.53)	mm 521 (in 20.51)	mm 426 (in 16.77)	mm 574 (in 22.59)	mm 884 (in 34.80)	mm 1165 (in 45.86)	mm 1528 (in 60.15)
WEIGHT	kg 0,20 (lb 0.44)	kg 0,30 (lb 0.66)	kg 0,70 (lb 1.54)	kg 0,30 (lb 0.66)	kg 0,70 (lb 1.54)	kg 0,80 (lb 1.76)	kg 0,90 (lb 1.98)
FOR ALL MODELS							
LAMP LIFE (hours)*	≤ 18.000						
PROTECTION RATING	IP 44						
OP. TEMPERATURE**	MIN. -15°C ÷ MAX. +40°C (MIN. 5.0°F ÷ MAX. +104.0°F)						
OP. RELATIVE HUMIDITY**	From 20 to max. 90%						
VAC FREQUENCY	230V or 110-277V 50/60 Hz						
POWER SUPPLY	2 Options available, including Control Board for the management of multiple lamps, with power supply, access security, hour counter, UV lamp fault control and LED synoptic						
ELECTRICAL CONNECTION	Lamp-side cable (4x1mm ²) length 1m, with quadripin.						

* Continuous operation

** Outside of these ranges, performance may not be optimal

TROUBLE-FREE INTEGRATION AND INSTALLATION



- We provide the optimal point of integration for every product without requiring changes to your system.
- Mounting and powering the device can be done without complex requirements.
- Ongoing maintenance only takes a few minutes to replace lamps when necessary.

SOFTWARE ENGINEERED DISINFECTION

From our in-depth know-how on the subject and with our proprietary dosage calculation software we can simulate device performance and validate effectiveness in every application.

Calculation Software



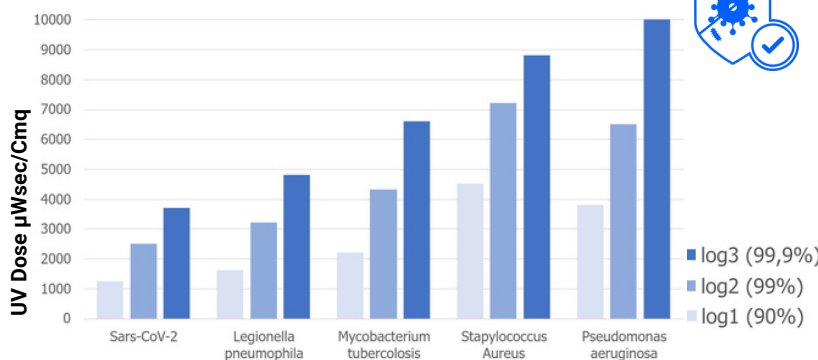
TECHNICAL DRAWINGS

Every Light Progress Product is available in detailed DWG and STEP files for your design-in and specification clarity.

VIEW or DOWNLOAD now



MICROBIAL TESTS AND EFFICACY



Up-to log3 microbial reduction on Airflow, Coils and HVAC surfaces, 24 hours a day.

Light Progress customers rely on our extensive history of third party testing and proven efficacy to meet any level of disinfection validated against literally any virus or microorganism.

We understand your need to meet Regulatory Requirements and Industrial Standards as we help you achieve microbial load reduction using our UV systems.

Light Progress Group SRL
Anghiari (AR)
ITALIA
P: (+39) 0575 749255
E: info@lightprogress.it
W: www.lightprogress.it

Light Progress GmbH
Aschaffenburg (BY)
DEUTSCHLAND
P: +49 176 761 42327
E: gmbh@lightprogress.de
W: www.lightprogress.de

Light Progress LLC
Dallas, (TX)
USA
P: (+1) 833-882-4255
E: americas@lightprogress.it
W: www.lightprogress.us

OFFICIALLY DISTRIBUTED BY:

POWER SUPPLY OPTIONS AND CONTROL BOARDS




		CONTROL BOARD	SUPPLY BOX "Ba"
UV SERIES	UV-FCU-CL, UV-STYLO-X,S UV-STYLO-NX,F,E	YES	YES
POWER SUPPLY	One Ballast each lamp	YES	YES
LAMP DIAGNOSTIC	LED signal (5V)	-	-
LAMP DIAGNOSTIC	LED signal and Output signal to BMS	YES	YES
LAMP REPLACEMENT	LED signal and Output signal to BMS	YES	-
POWER SWITCH	Low voltage input contact from BMS or Safety System	YES	-
HOUR COUNTER	Digital display with Lamp Replacement LED signal	YES	-
SYNOPTIC VIEW	Synoptic LED Schema	YES	-
MULTI DEVICE	Management of more than one device	YES	-
PROTECTION	IP rating	Up to 4 devices: IP66/67 Up to 8/12 devices: IP45	for FCU-CL: IP44 for STYLO-#: IP55

LAMP DIAGNOSTIC AND SYSTEM MANAGEMENT

Timely detection of lamp malfunctions, for prompt maintenance and minimizing downtime.

The **Supply Box "Ba"** power supply, is equipped with an alarm board that provides an output signal if the UVC lamp encounters any operational issues. This diagnostic output signal is a dry contact that **can be connected to an existing control panel and BMS.**

The **Control Board** allows the management of multiple UVC devices in a single unit, with UVC lamp diagnostic output signals if the UVC lamps encounters any operational issue or its lifetime is expired. It also includes a safety switch to turn on/off the system remotely. The diagnostic output signals and the safety switch **can be connected to an existing control panel and BMS.**



These comprehensive systems ensures **efficient operation, timely maintenance, and enhanced safety**, making it an invaluable tool for managing UVC lamp functionality.

 **Light Progress Group SRL**
Anghiari (AR)
ITALIA
P: (+39) 0575 749255
E: info@lightprogress.it
W: www.lightprogress.it

 **Light Progress GmbH**
Aschaffenburg (BY)
DEUTSCHLAND
P: +49 176 761 42327
E: gmbh@lightprogress.it
W: www.lightprogress.de

 **Light Progress LLC**
Dallas, (TX)
USA
P: (+1) 833-882-4255
E: americas@lightprogress.it
W: www.lightprogress.us

OFFICIALLY DISTRIBUTED BY: