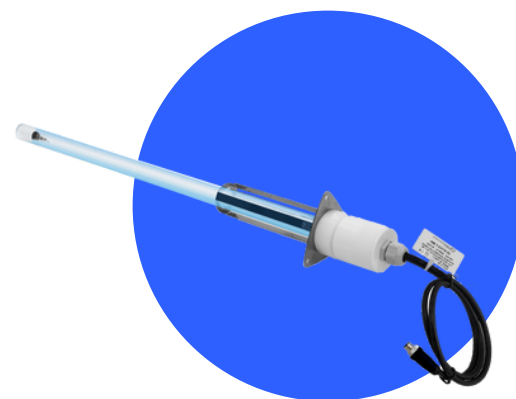




DURABLE DISINFECTION, SMALL DESIGN

UV STYLO can be installed **where space is limited, at any step of the production line.**

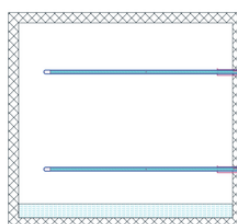

It is ideal for **integration inside tanks, containers, and enclosed spaces** used in the processing of food and liquids, ensuring effective disinfection of internal surfaces and contact areas.



With its high IP rating, can **also be installed inside HVAC units to disinfect humidifiers**, including adiabatic and high-pressure humidifiers, droplet separators and drip pans.

KEY PRODUCT FEATURES

- **One Lamp, Endless Applications;** these single-lamp modules can fit easily in many different environments.
- **Increased Disinfection Performance,** with a High-Output UV-C lamp (253,7 nm) enclosed in a Quartz Sleeve, to increase disinfection performances and protect the lamp from temperatures fluctuations.
- **Built to Last,** with high-quality Stainless Steel AISI 304, all material are tested to resist UV.
- **Protected and Not Afraid of Splashes,** IP67 Rating, UVLON™ available to avoid glass falling.
- **Combine More Devices** and organize them to build your disinfection solution.
- **Choose the Best Power Supply options,** from a simple naked ballast to a separated control board available for advanced management of multiple lamps.



HEALTHCARE



HVAC



PROCESS
INDUSTRY



HOSPITALITY



SHARED
SPACES



PUBLIC
VENUES



WELLNESS
CENTERS



TRANSPORT

TECHNICAL TABLE	UV-STYLO-F -11-C	UV-STYLO-F -16-C	UV-STYLO-F -40H-C	UV-STYLO-F -60H-C	UV-STYLO-F -90H-C	UV-STYLO-F -120H-C
REPLACEMENT LAMP	GH2-11W	GH3-16W	GH4-40WH	GH6-60WH	GH9-90WH	GH11-120W
REPLACEMENT QUARTZ	Q25-258C	Q25-334C	Q25-459C	Q25-600C	Q25-913C	Q25-1200C
POWER CONSUMPTION	11W	16W	40W	60W	90W	120W
LAMP SIZE (LENGHT INSIDE THE CONTAINER/DUCT)	mm 229 (in 9.01)	mm 305 (in 12.00)	mm 433 (in 17.04)	mm 580 (in 22.83)	mm 891 (in 35.07)	mm 1171 (in 46.10)
FLANGE ATTCHMENT (HxW)	mm 86x80 (in 3.38 x 3.14)					
EXTERNAL FLANGE SIZE	mm D=50 L=105 (in D= 1.96 L=4.13)					
WEIGHT	kg 0.35 (lb 0.77)	kg 0.50 (lb 1.10)	kg 0.70 (lb 1.54)	kg 0.80 (lb 1.76)	kg 1.1 (lb 2.42)	kg 1.4 (lb 3.08)
FOR ALL MODELS						
LAMP LIFE (hours)*	≤ 18.000					
REPLACEMENT LAMP	IP67					
OP. TEMPERATURE**	MIN. -15°C ÷ MAX. +40°C (MIN. 5.0°F ÷ MAX. +104.0°F)					
OP. RELATIVE HUMIDITY**	From 20 to max. 90%					
VAC FREQUENCY	230V o 110-277V 50/60 Hz					
POWER SUPPLY	2 Options available, including Control Board for the management of multiple lamps, with power supply, access security, hour counter, UV lamp fault control and LED synoptic.					
ELECTRICAL CONNECTION	Lamp-side cable (4x1 mm²), lenght 3m., with male c onnector M12.					

* Continuous operation

** Outside of these ranges, performance may not be optimal

TROUBLE-FREE INTEGRATION AND INSTALLATION



- Flanged models –F can be use for applications where you need n 360 degree irradiation of surfaces and a distributed disinfection.
- Mounting and powering the device can be done without complex requirements.
- Ongoing mantanance only takes a few minutes to replace lamps when necessary.

SOFTWARE ENGINEERED DISINFECTION

From our in-depth know-how on the subject and with our proprietary dosage calculation software we can simulate device performance and validate effectiveness in every application.

Calculation Software



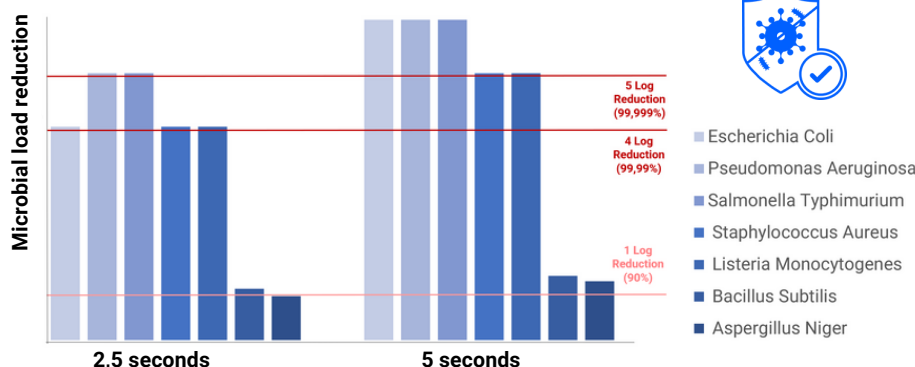
TECHNICAL DRAWINGS

Every Light Progress Product is available in detailed DWG and STEP files for your design-in and specification clarity.

VIEW or DOWNLOAD now



MICROBIAL TESTS AND EFFICACY




Up-to log5 microbial load reduction, with a 5 seconds treatment at 10 cm from target Surface

Light Progress customers rely on our extensive history of third party testing and proven efficacy to meet any level of disinfection validated against literally any virus or microorganism.

We understand your need to meet Regulatory Requirements and Industrial Standards as we help you achieve microbial load reduction using our UV systems.

 **Light Progress Group SRL**
Anghiari (AR)
ITALIA
P: (+39) 0575 749255
E: info@lightprogress.it
W: www.lightprogress.it

 **Light Progress GmbH**
Aschaffenburg (BY)
DEUTSCHLAND
P: +49 176 761 42327
E: gmbh@lightprogress.de
W: www.lightprogress.de

 **Light Progress LLC**
Dallas, (TX)
USA
P: (+1) 833-882-4255
E: americas@lightprogress.it
W: www.lightprogress.us

OFFICIALLY DISTRIBUTED BY:

POWER SUPPLY OPTIONS AND CONTROL BOARDS



FEATURE	DESCRIPTION	SUPPLY BOX "BA"	CONTROL BOARD «MASTER-STY»
POWER OUTPUT	One Ballast for each UVC device	YES	YES
FAULTY LAMP ALARM	Alarm LED indicator	-	YES
	Dry contact output (to be externally powered - up to 24 V, 500 mA -, which can be used to activate a relay or any other diagnostic related device, or external BMS)	YES	YES
EXHAUST LAMP ALARM	Alarm LED indicator	-	YES
	Dry contact output (see above)	-	YES
LAMP LIFE HOUR COUNTER	Digital display	-	YES
POWER SWITCH	Low voltage input contact from BMS or Safety System	-	YES
SYNOPTIC VIEW	Synoptic LED Schema	-	YES
MULTI DEVICE	Management of more than one device	-	YES
POWER SUPPLY CABLE	Cable to main power supply	length 2.5 m (5x1 mm ²)	-
PROTECTION	IP rating	IP55	Up to 4 devices: IP66/67 Up to 8/12 devices: IP45

LAMP DIAGNOSTIC AND SYSTEM MANAGEMENT

Timely detection of lamp malfunctions, for prompt maintenance and minimizing downtime.

The **Supply Box "Ba"** power supply, is equipped with an alarm board that provides an output signal if the UVC lamp encounters any operational issues. This diagnostic output signal is a dry contact that **can be connected to an existing control panel and BMS.**


The **Control Board** allows the management of multiple UVC devices in a single unit, with UVC lamp diagnostic output signals if the UVC lamps encounters any operational issue or its lifetime is expired. It also includes a safety switch to turn on/off the system remotely. The diagnostic output signals and the safety switch **can be connected to an existing control panel and BMS.**



These comprehensive systems ensures **efficient operation, timely maintenance, and enhanced safety**, making it an invaluable tool for managing UVC lamp functionality.

 **Light Progress Group SRL**
Anghiari (AR)
ITALIA
P: (+39) 0575 749255
E: info@lightprogress.it
W: www.lightprogress.it

 **Light Progress GmbH**
Aschaffenburg (BY)
DEUTSCHLAND
P: +49 176 761 42327
E: gmbh@lightprogress.de
W: www.lightprogress.de

 **Light Progress LLC**
Dallas, (TX)
USA
P: (+1) 833-882-4255
E: americas@lightprogress.it
W: www.lightprogress.us

OFFICIALLY DISTRIBUTED BY: