




CLEAN AIR EVERYWHERE

Flanged devices are specifically designed to be installed directly from the outside duct wall, UV DUCT-FL is a good example of an easy-to-fit, compact sized device, **perfect for retrofit applications.**

Embedded power supply and Control Panel, with Electronic Ballast Synoptic LED for every single lamp, Overall Faulty alarm, hour-counter (Optional) to check lamps residual lifetime.



KEY PRODUCT FEATURES

- **One for All**, these compact modules can fit easily in many different ductwork sizes and include integrated power supplies.
- **Plug and disinfect**, perfect for retrofitting.
- **Increased Disinfection Performance**, with High Power PLL UV-C Lamps (253.7 nm) that deliver twice the power in a shorter length.
- **Built to Last**, in high-quality Stainless Steel AISI 304, all material tested for UV resistance.
- **Protected**, stainless steel brackets hold the lamps to prevent breakage.
- **Integrate and Monitor**, your operation with visual lamp failure alarms, with optional hour counter.



HEALTHCARE



HVAC



PROCESS
INDUSTRY



HOSPITALITY



SHARED
SPACES



PUBLIC
VENUES



WELLNESS
CENTRES



TRANSPORT

TECHNICAL TABLE

	UV-DUCT-FL 2/35HP-NX	UV-DUCT-FL 2/60HP-NX	UV-DUCT-FL2/95HP-NX
ALARM VERSION	cod. UV-DUCT-FL 2/35HP-NX-H	cod. UV-DUCT-FL 2/60HP-NX-H	cod. UV-DUCT-FL 2/95HP-NX-H
REPLACEMENT LAMP	N°2 GHP-35WH	N°2 GHP-60WH	N°2 GHP-95WH
POWER CONSUMPTION	70W	120W	190W
EXTERNAL FLANGE CONTROL PANEL (WxHxD)	mm 411 x 128 x 65 (in 16 x 5.03 x 2.55)		
DEVICE SIZE (length inside the duct)	mm 200 (in 7.87)	mm 395 (in 15.55)	mm 509 (in 20.03)
TOTAL WEIGHT	kg 2,4 (lb 5.3)	kg 2,6 (lb 5.7)	kg 2,7 (lb 6.0)
AIR FLOW RATE **	m³/h 800 ÷ 2.000 (CFM 470 ÷ 1,177)	m³/h 1.300 ÷ 3.400 (CFM 765 ÷ 2,000)	m³/h 2.200 ÷ 5.600 (CFM 1,294 ÷ 3,296)
FOR ALL MODELS			
LAMP LIFE (hours)*	≤ 18.000		
PROTECTION RATING	IP 20		
OP. TEMPERATURE***	MIN. -15°C ÷ MAX. +40°C (MIN. 5.0°F ÷ MAX. +104.0°F)		
OP. RELATIVE HUMIDITY***	From 20 to max. 90%		
VAC FREQUENCY	230V or 110-277V 50/60 Hz		
POWER SUPPLY	On-board power supply always included.		
ELECTRICAL CONNECTION	EL Version: Connecting cable (3 x 1 mm²) NOT INCLUDED		

* Continuous operation

** At 2,5 m/s (or 492 fpm) air speed

*** Outside of these ranges, performance may not be optimal

TROUBLE-FREE INTEGRATION AND INSTALLATION



- We provide the optimal point of integration for every product without requiring changes to your system.
- Mounting and powering the device can be done without complex requirements.
- Ongoing maintenance only takes a few minutes to replace lamps when necessary.

SOFTWARE ENGINEERED DISINFECTION

From our in-depth know-how on the subject and with our proprietary dosage calculation software we can simulate device performance and validate effectiveness in every application.

Calculation Software



TECHNICAL DRAWINGS

Every Light Progress Product is available in detailed DWG and STEP files for your design-in and specification clarity.

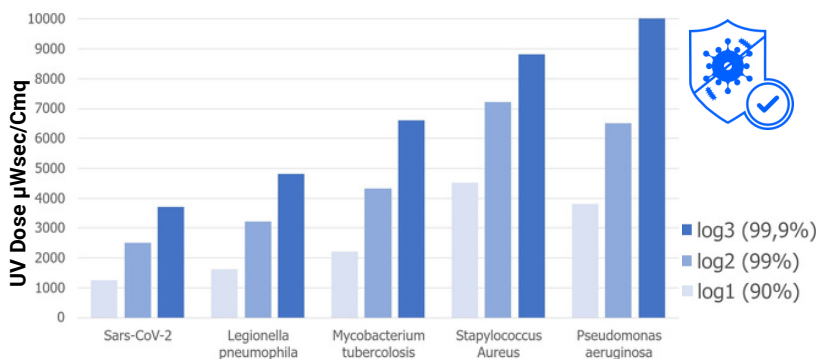
VIEW or DOWNLOAD now



CLICK
HERE



MICROBIAL TESTS AND EFFICACY




Up-to log3 microbial reduction on Airflow, Coils and HVAC surfaces, 24 hours a day.

Light Progress customers rely on our extensive history of third party testing and proven efficacy to meet any level of disinfection validated against literally any virus or microorganism.

We understand your need to meet Regulatory Requirements and Industrial Standards as we help you achieve microbial load reduction using our UV systems.

 **Light Progress Group SRL**
Anghiari (AR)
ITALIA
P: (+39) 0575 749255
E: info@lightprogress.it
W: www.lightprogress.it

 **Light Progress GmbH**
Aschaffenburg (BY)
DEUTSCHLAND
P: +49 176 761 42327
E: gmbh@lightprogress.de
W: www.lightprogress.de

 **Light Progress LLC**
Dallas, (TX)
USA
P: (+1) 833-882-4255
E: americas@lightprogress.it
W: www.lightprogress.us

OFFICIALLY DISTRIBUTED BY: