




HASSLE-FREE DISINFECTION

Heat exchangers surface disinfection is the bottom line of AHU's disinfection, UV STICK NX-SCR system make it easy with an **on-coil mounting kit** and the easy power up of multiple devices through 1 single power supply cable.


The goal is to continuously target bacteria, viruses, mold and biofilms that proliferate on Coils, air filters, duct walls and drain pans, preventing them from becoming reservoirs for pathogen growth.

“-NX” Model is made in Stainless Steel, with an aluminum mirror bright plain reflector and an optional lamp protection grid (“-NT”). **UL-certified version available.**



KEY PRODUCT FEATURES

- **Made for the Task**, these single-lamp modules are specific for Coils treatment. They avoids settling and proliferation of Biofilm on the surfaces.
- **One for All**, these single-lamp modules can fit easily in many different environments and include integrated power supplies. Connect and disinfect.
- **Increased Disinfection Performance**, with High-Output UV-C lamps (253,7 nm) and internal mirror bright aluminum reflector.
- **Built to last**, with high-quality material tested to resist UV.
- Protected, **IP55** and **UVLON™ shatterproof protective sleeve always included** to prevent the release of glass fragments in the event of accidental lamp breakage.
- **Combine and Connect**, -SCR models, to connect multiple devices and create your customized disinfection solution, all powered through a single cable.
- **Choose your installation layout**, different mounting kits available, to adapt to all sizes and different kind of surface/coil treatment.



HEALTHCARE



HVAC



PROCESS
INDUSTRY



HOSPITALITY



SHARED
SPACES



PUBLIC
VENUES



WELLNESS
CENTRES



TRANSPORT

TECHNICAL TABLE	UV-STICK-40H-NX-SCR	UV-STICK-60H-NX-SCR	UV-STICK-90H-NX-SCR	UV-STICK-120H-NX-SCR	UV-STICK-150H-NX-SCR
REPLACEMENT LAMP	CHS-40WHF-P	CHS-60WH-P	CHS-90WHF-P	CHS-120WH-P	CHS-150WH-P
POWER CONSUMPTION	40W	60W	90W	120W	150W
DIMENSIONS (WxHxD)	mm 525 x 96 x 65 (in 20.66 x 3.77 x 2.55)	mm 688 x 96 x 65 (in 27.08 x 3.77 x 2.55)	mm 982 x 96 x 65 (in 38.66 x 3.77 x 2.55)	mm 1263 x 96 x 65 (in 38.66 x 3.77 x 2.55)	mm 1642 x 96 x 65 (in 64.64 x 3.77 x 2.55)
WEIGHT	kg 1,5 (lb 3.30)	kg 1,7 (lb 3.74)	kg 2 (lb 4.40)	kg 2,4 (lb 5.29)	kg 3 (lb 6.61)
AVERAGE AREA TREATED (COIL AND FILTER)	m ² 0.25 ÷ 0.50 (ft ² 3 ÷ 5)	m ² 0,35 ÷ 0.70 (ft ² 4 ÷ 8)	m ² 0.50 ÷ 1.00 (ft ² 5 ÷ 11)	m ² 0.65 ÷ 1.30 (ft ² 7 ÷ 14)	m ² 0.75 ÷ 1.50 (ft ² 8 ÷ 16)
FOR ALL MODELS					
LAMP LIFE (hours)*	≤ 18.000				
PROTECTION RATING	IP 55				
OP. TEMPERATURE**	MIN. -15°C ÷ MAX. +40°C (MIN. 5.0°F ÷ MAX. +104.0°F)				
OP. RELATIVE HUMIDITY**	From 20 to max. 90%				
VAC FREQUENCY	230V o 110-277V 50/60 Hz				
POWER SUPPLY	On-board power supply always included.				
ELECTRICAL CONNECTION	Power supply cable (3x1mm ²), length 1,2m, with quick connection (IP55) flying plug/plug system (ICC) + output cable of 0,5 m (with flying plug) to power the next device (serialconnection in parallel).				
CABLES (needed to connect the UV-C module)	JCable1.2 - Electrical serial cable with plug and socket (KIT HVAC) (by spacing > 1 m.) InCable0.6 - Electrical power wired with plug and end cap, (KIT HVAC) L. 60 cm				

* Useful life can be substantially reduced by several environmental or technical factors

** Outside of these ranges, performance may not be optimal

TROUBLE-FREE INTEGRATION AND INSTALLATION



- We provide the optimal point of integration for every product without requiring changes to your system.
- Mounting and powering the device can be done without complex requirements.
- Ongoing maintenance only takes a few minutes to replace lamps when necessary.

SOFTWARE ENGINEERED DISINFECTION

From our in-depth know-how on the subject and with our proprietary dosage calculation software we can simulate device performance and validate effectiveness in every application.

Calculation Software



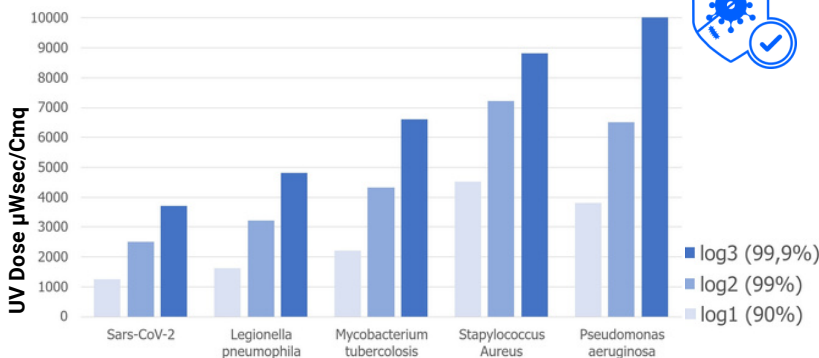
TECHNICAL DRAWINGS

Every Light Progress Product is available in detailed DWG and STEP files for your design-in and specification clarity.

VIEW or DOWNLOAD now



MICROBIAL TESTS AND EFFICACY



Up-to log3 microbial reduction on Airflow, Coils and HVAC surfaces, 24 hours a day.

Light Progress customers rely on our extensive history of third party testing and proven efficacy to meet any level of disinfection validated against literally any virus or microorganism.

We understand your need to meet Regulatory Requirements and Industrial Standards as we help you achieve microbial load reduction using our UV systems.

Light Progress Group SRL
Anghiari (AR)
ITALIA
P: (+39) 0575 749255
E: info@lightprogress.it
W: www.lightprogress.it

Light Progress GmbH
Aschaffenburg (BY)
DEUTSCHLAND
P: +49 176 761 42327
E: gmbh@lightprogress.it
W: www.lightprogress.de

Light Progress LLC
Dallas, (TX)
USA
P: (+1) 833-882-4255
E: americas@lightprogress.it
W: www.lightprogress.us

OFFICIALLY DISTRIBUTED BY: