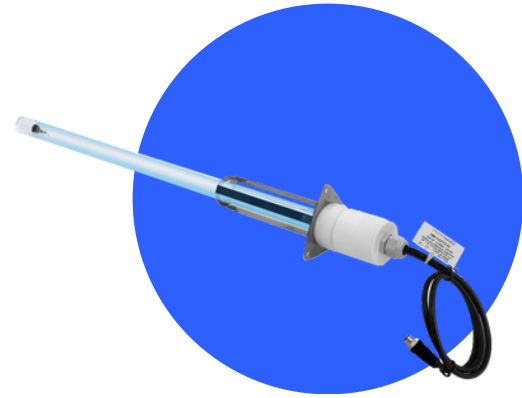




## DURABLE DISINFECTION, SMALL DESIGN

UV STYLO can be installed **where space is limited, at any step of the production line.**

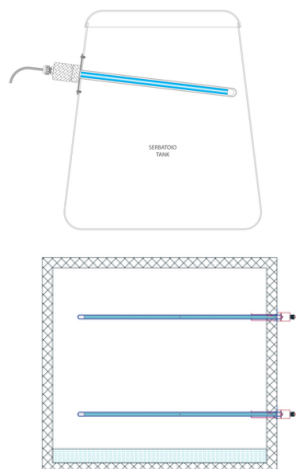

It is ideal for **integration inside tanks, containers, and enclosed spaces** used in the processing of food and liquids, ensuring effective disinfection of internal surfaces and contact areas.



With its high IP rating, can **also be installed inside HVAC units to disinfect humidifiers**, including adiabatic and high-pressure humidifiers, droplet separators and drip pans.

## KEY PRODUCT FEATURES

- **One Lamp, Endless Applications;** these single-lamp modules can fit easily in many different environments.
- **Increased Disinfection Performance,** with a High-Output UV-C lamp (253,7 nm) enclosed in a Quartz Sleeve, to increase disinfection performances and protect the lamp from temperatures fluctuations.
- **Built to Last,** with high-quality Stainless Steel AISI 304, all material are tested to resist UV.
- Protected and Not Afraid of Splashes, **IP67 Rating,** and **UVLON™ “shatterproof” protective sleeve always included** and applied to the Quartz, to prevent the release of glass fragments in the event of accidental Quartz breakage, while reducing biofilm formation and the need for routine maintenance.
- **Combine More Devices** and organize them to build your disinfection solution.
- **Choose the Best Power Supply options,** from a simple naked ballast to a separated control board available for advanced management of multiple lamps.



HEALTHCARE



HVAC



PROCESS  
INDUSTRY



HOSPITALITY



SHARED  
SPACES



PUBLIC  
VENUS



WELLNESS  
CENTERS



TRANSPORT

TECHNICAL TABLE	UV-STYLO-F -11-C	UV-STYLO-F -16-C	UV-STYLO-F -40H-C	UV-STYLO-F -60H-C	UV-STYLO-F -90H-C	UV-STYLO-F -120H-C
REPLACEMENT LAMP	GH2-11W	GH3-16W	GH4-40WH	GH6-60WH	GH9-90WH	GH11-120W
REPLACEMENT QUARTZ	Q25-258C-P	Q25-334C-P	Q25-459C-P	Q25-600C-P	Q25-913C-P	Q25-1200C-P
POWER CONSUMPTION	11W	16W	40W	60W	90W	120W
LAMP SIZE (LENGHT INSIDE THE CONTAINER/DUCT)	mm 229 (in 9.01)	mm 305 (in 12.00)	mm 433 (in 17.04)	mm 580 (in 22.83)	mm 891 (in 35.07)	mm 1171 (in 46.10)
FLANGE ATTCHMENT (HxW)	mm 86x80 (in 3.38 x 3.14)					
EXTERNAL FLANGE SIZE	mm D=50 L=105 (in D= 1.96 L=4.13)					
WEIGHT	kg 0.35 (lb 0.77)	kg 0.50 (lb 1.10)	kg 0.70 (lb 1.54)	kg 0.80 (lb 1.76)	kg 1.1 (lb 2.42)	kg 1.4 (lb 3.08)
<b>FOR ALL MODELS</b>						
LAMP LIFE (hours)*	≤ 18.000					
PROTECTION RATING	IP67					
OP. TEMPERATURE**	MIN. -15°C ÷ MAX. +40°C   (MIN. 5.0°F ÷ MAX. +104.0°F)					
OP. RELATIVE HUMIDITY**	From 20 to max. 90%					
ELECTRICAL CONNECTION	Lamp-side cable (4x1 mm <sup>2</sup> ), lenght 3m., with male c onnector M12.					

\* Useful life can be substantially reduced by several environmental or technical factors

\*\* Outside of these ranges, performance may not be optimal

## TROUBLE-FREE INTEGRATION AND INSTALLATION



- Flanged models –F can be use for applications where you need n 360 degree irradiation of surfaces and a distributed disinfection.
- Mounting and powering the device can be done without complex requirements.
- Ongoing maintanance only takes a few minutes to replace lamps when necessary.

## SOFTWARE ENGINEERED DISINFECTION

From our in-depth know-how on the subject and with our proprietary dosage calculation software we can simulate device performance and validate effectiveness in every application.

Calculation Software



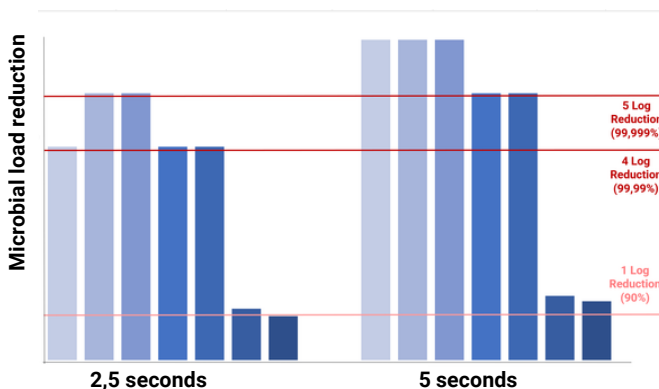
## TECHNICAL DRAWINGS

Every Light Progress Product is available in detailed DWG and STEP files for your design-in and specification clarity.

VIEW or DOWNLOAD now



## MICROBIAL TESTS AND EFFICACY



- Escherichia Coli
- Pseudomonas Aeruginosa
- Salmonella Typhimurium
- Staphylococcus Aureus
- Listeria Monocytogenes
- Bacillus Subtilis
- Aspergillus Niger

**Up-to log5 microbial load reduction, with a 5 seconds treatment at 10 cm from target Surface**

Light Progress customers rely on our extensive history of third party testing and proven efficacy to meet any level of disinfection validated against literally any virus or microorganism.

We understand your need to meet Regulatory Requirements and Industrial Standards as we help you achieve microbial load reduction using our UV systems.

**Light Progress Group SRL**  
Anghiari (AR)  
ITALIA  
P: (+39) 0575 749255  
E: info@lightprogress.it  
W: www.lightprogress.it

**Light Progress GmbH**  
Aschaffenburg (BY)  
DEUTSCHLAND  
P: +49 176 761 42327  
E: gmbh@lightprogress.it  
W: www.lightprogress.de


**Light Progress LLC**  
Dallas, (TX)  
USA  
P: (+1) 833-882-4255  
E: americas@lightprogress.it  
W: www.lightprogress.us

**OFFICIALLY DISTRIBUTED BY:**

## POWER SUPPLY OPTIONS FOR PROFESSIONAL SYSTEMS

Lamp monitoring, connectivity and flexibility for customized applications.

### SUPPLY BOX "BA" BASIC SINGLE LAMP SOLUTION



The **Supply Box "Ba"** is a **reliable and straightforward power supply unit** designed for individual UV-C lamp operation, featuring integrated alarm functionality for basic system monitoring.

- **Single device solution:** dedicated power supply and faulty lamp alarm for one UV-C lamp.
- **Faulty lamp alarm:** dry contact output to connect to existing control panels and BMS.
- **IP55 protected:** against dust ingress and water jets.
- **Easy connection:** M12-F connector on lamp-side.

### SUPPLY BOX "SB-X" MULTI-LAMP POWER AND MONITORING UNIT

The **Supply Box SB-nX** is a simple and accessible **control and power supply unit for managing multiple UV-C devices** in a single system with centralized, reliable power distribution.

- **Multiple device solution:** dedicated power supply and monitoring for up to 6 UV-C lamps.
- **Faulty lamp alarm:** dry contact output to connect to existing control panels and BMS.
- **Safety switch:** low voltage input from existing control panels and BMS, switches off UV lamps when needed.
- **IP67 (IK08) protected:** against dust, water and mechanical impacts.
- Easy connection: **M12-F connector** on lamp-side.





### CONTROL BOARD "MASTER-STY" COMPLETE MULTI-LAMP MANAGEMENT SYSTEM

The **Control Board "Master"** is an advanced control and monitoring unit designed for **multi-lamp UV-C systems**, providing a **digital display, operating hour counter** with **exhaust lamp alarm** and synoptic layout.



- **Multiple device solution:** dedicated power supply and monitoring for up to 12 UV-C lamps.
- **Faulty lamp alarm:** LED indicator and dry contact output to connect to existing control panels and BMS.
- **Safety switch:** low voltage input from existing control panels and BMS, switches off UV lamps when needed.
- **IP45 or IP66/67 protected:** against solid objects and water splashes, or complete dust protection and powerful water jets.
- Easy connection: **M12-F connector** on lamp-side.
- **Exhaust lamp alarm:** with hour counter, digital display, and dry contact output to connect to existing control panels and BMS.
- **Synoptic layout:** to monitor the status of each connected UV-C lamp.

TECHNICAL TABLE								
	SUPPLY BOX "Ba"		SUPPLY BOX "SB-nX"			CONTROL BOARD "MASTER-STY-S"		
<b>MAIN FEATURES</b>								
MODEL	Ba40UL	Ba-150H-NI	SB-2X	SB-4X	SB-6X	-4/nn-P	-8/nn-P	-12/nn-P
COMPATIBLE UVC DEVICE (W)	11 ÷ 16	40÷150 HO	40÷150 HO	40÷150 HO	40÷150 HO	11 ÷ 16 40÷150 HO		
CONTROL OF MULTIPLE DEVICES	1 device		up to 2 devices	up to 4 devices	up to 6 devices	up to 4 devices	up to 8 devices	up to 12 devices
FAULTY LAMP ALARM	Dry contact output * (up to 24 V, 500 mA)		Dry contact output * (up to 30V, 500mA)			LED indicator Dry contact output * (up to 230V, 1A)		
EXHAUST LAMP ALARM	-		Optional LED indicator (-DUV) Optional Dry contact output * (up to 30V, 500mA) (-DUV)			LED indicator Dry contact output * (up to 230V, 1A)		
LAMP LIFE HOUR COUNTER	-		Optional Digital Display (-DUV)			Digital Display		
SAFETY INPUT contact from BMS or Safety Switch	-		Low voltage input			Low voltage input		
SYNOPTIC SCHEME	-		-			LED indicator		
POWER CABLE connection to the mains	2,5 m (5x1 mm <sup>2</sup> ) included		Three-core cable 2P+E (not included)			Three-core cable 2P+E (not included)		
CONNECTION PLUG on lamp side	M12-F		M12-F			M12-F		
INSTALLATION Mounting options	Screws (included) Optional magnetic supports (- STMG)		Screws (not included)			Screws (not included)		
<b>TECHNICAL FEATURES</b>								
MODEL	Ba40UL	Ba-150H-NI	SB-2X	SB-4X	SB-6X	-4/nn-P	-8/nn-P	-12/nn-P
ELECTRONIC CONTROL GEARS ON BOARD	1		2	4	6	up to 4	up to 8	up to 12
DIMENSIONS (mm) (W x H x D)	433x58x37		410x315x150			408x326x180	613x400x230	742x530x255
DIMENSIONS (in) (W x H x D)	17 " x 2 1/4" x 1 1/2"		16 1/8" x 12 3/8" x 5 7/8"			16 1/8" x 12 7/8" x 7 1/8"	24 1/8" x 15 3/4" x 9"	29 1/4" x 20 7/8" x 10"
WEIGHT	kg 0,85 (lb 1.87)	kg 0,9 (lb 2)	kg 6,4 (lb 14)	kg 7,5 (lb 17)	kg 8,6 (lb 19)	kg 9 (lb 20)	kg 13.5 (lb 30)	kg 23 (lb 51)
HOUSING MATERIAL	Aluminum		Corrosion-resistant Aluminum			ABS with transparent cover		
OPERATING TEMPERATURE**	min. -15°C ÷ max. +40°C  (min. 5.0°F ÷ max. +104.0°F)		min. -15°C ÷ max. +40°C  (min. 5.0°F ÷ max. +104.0°F)			min. -15°C ÷ max. +40°C  (min. 5.0°F ÷ max. +104.0°F)		
PROTECTION	IP55		IP67 (IK08)			IP66/67		
V AC   FREQUENCY	110-277V - 50/60Hz	110-240V 50/60Hz	110-240V 50/60Hz			220-240V 50/60 Hz or 110-277V 50/60Hz or 220-277V 50/60Hz		

\* Dry contact output to be externally powered - to activate an external diagnostic system (BMS, MMS, SCADA, DCS, PLC)

\*\* Outside of these ranges, performance may not be optimal