




DURABLE DISINFECTION, SMALL DESIGN

UV STYLO can be installed **where space is limited, at any step of the production line.**

Packaging, filling, bottling lines and nearly any conveyor belts can be equipped for disinfecting products, containers, and the machines themselves.

Its quality materials and IP protection make it a **great solution for even aggressive and wet environments.**



KEY PRODUCT FEATURES

- **One Lamp, Endless Configuration**, easily combined and managed through a control board or powered separately.
- **Optimal Disinfection Performance**, with a High-Output UV-C lamp (253,7 nm) enclosed in a **Quartz Sleeve**, to increase disinfection performances and protect the lamp from temperatures fluctuations.
- **Built to Last**, made with robust AISI 304 stainless steel, carefully assembled and individually tested.
- **Durable By Design**, IP67 Rated with UVLON™ available to ensure galss safety. Ready for humid environments, exposure to splashing, and rigorous cleaning protocols.
- **Extreme Efficiency**, the ultra-compact design is internally coated with VEGA™ mirror bright aluminium, for ultimate UV reflection.



HEALTHCARE



HVAC




PROCESS
INDUSTRY



HOSPITALITY



SHARED
SPACES



PUBLIC
VENUS



WELLNESS
CENTERS



TRANSPORT

TECHNICAL TABLE	UV-STYLO- NX-11-C	UV-STYLO- NX-16-C	UV-STYLO- NX-40H-C	UV-STYLO- NX-60H-C	UV-STYLO- NX-90H-C	UV-STYLO- NX-120H-C	UV-STYLO- NX-150H-C
REPLACEMENT LAMP	GH2-11W	GH3-16W	GH4-40WH	GH6-60WH	GH9-90WH	GH11-120W	GH15-155WH
REPLACEMENT QUARTZ	Q25-258C	Q25-334C	Q25-459C	Q25-600C	Q25-913C	Q25-1200C	Q25-1570C
POWER CONSUMPTION	11W	16W	40W	60W	90W	120W	155W
DIMENSIONS (WxHxD)	mm 235 x 53 x 53 (in 9.25 x 2.08 x 2.08)	mm 311 x 53 x 53 (in 12.24 x 2.08 x 2.08)	mm 444 x 53 x 53 (in 17.48 x 2.08 x 2.08)	mm 587 x 53 x 53 (in 23.11 x 2.08 x 2.08)	mm 898 x 53 x 53 (in 35.35 x 2.08 x 2.08)	mm 1178 x 53 x 53 (in 46.37 x 2.08 x 2.08)	mm 1548 x 53 x 53 (in 60.94 x 2.08 x 2.08)
HANDLE SIZE	D=49 mm L=75 mm (D=1.92 in L=2.95 in)						
LAMP SIZE	mm 185 (in 7.28)	mm 261 (in 10.27)	mm 394 (in 15.51)	mm 537 (in 21.14)	mm 898 (in 35.35)	mm 1128 (in 44.40)	mm 1498 (in 58.97)
WEIGHT	kg 0,35 (lb 0.77)	kg 0,50 (lb 1.10)	kg 0,70 (lb 1.54)	kg 0,80 (lb 1.76)	kg 1,10 (lb 2.42)	kg 1,40 (lb 3.08)	kg 1,90 (lb 4.18)
FOR ALL MODELS							
LAMP LIFE (hours)*	≤ 18.000						
PROTECTION RATING	IP 67						
OP. TEMPERATURE**	min. -15°C ÷ max. +40°C (min. 5.0°F ÷ max. +104.0°F)						
OP. RELATIVE HUMIDITY**	From 20 to max. 90%						
V AC FREQUENCY	230V or 110-277V 50/60 Hz						
POWER SUPPLY	2 Options available, including Control Board for the management of multiple lamps, with power supply, access security, hour counter, UV lamp fault control and LED synoptic						
ELECTRICAL CONNECTION	Lamp-side cable (4x1 mm2), lenght 3m., with male connector M12.						

* Continuous operation

** Outside of these ranges, performance may not be optimal

TROUBLE-FREE INTEGRATION AND INSTALLATION



- We provide the optimal point of integration for every product without requiring changes to your system.
- Mounting and powering the device can be done without complex requirements.
- Ongoing maintenance only takes a few minutes to replace lamps when necessary.

SOFTWARE ENGINEERED DISINFECTION

From our in-depth know-how on the subject and with our proprietary dosage calculation software we can simulate device performance and validate effectiveness in every application.

Calculation Software



TECHNICAL DRAWINGS

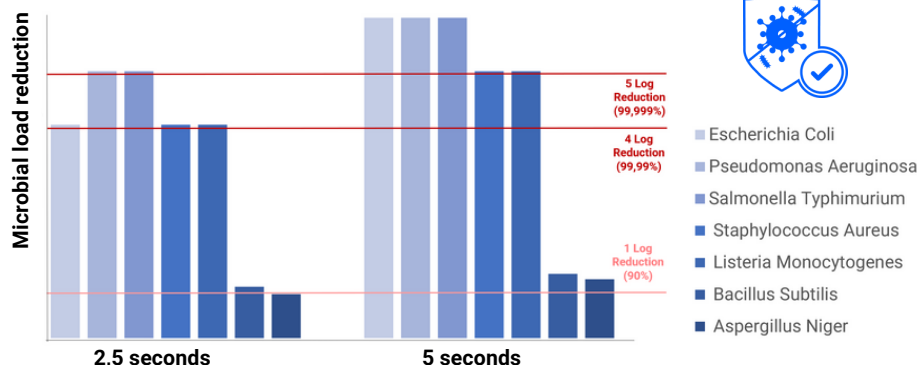
Every Light Progress Product is available in detailed DWG and STEP files for your design-in and specification clarity.

VIEW or DOWNLOAD now



CLICK
HERE

MICROBIAL TESTS AND EFFICACY




Up-to log5 microbial load reduction, with a 5 seconds treatment at 10 cm from target Surface

Light Progress customers rely on our extensive history of third party testing and proven efficacy to meet any level of disinfection validated against literally any virus or microorganism.

We understand your need to meet Regulatory Requirements and Industrial Standards as we help you achieve microbial load reduction using our UV systems.

 **Light Progress Group SRL**
Anghiari (AR)
ITALIA
P: (+39) 0575 749255
E: info@lightprogress.it
W: www.lightprogress.it

 **Light Progress GmbH**
Aschaffenburg (BY)
DEUTSCHLAND
P: +49 176 761 42327
E: gmbh@lightprogress.de
W: www.lightprogress.de

 **Light Progress LLC**
Dallas, (TX)
USA
P: (+1) 833-882-4255
E: americas@lightprogress.it
W: www.lightprogress.us

OFFICIALLY DISTRIBUTED BY:

POWER SUPPLY OPTIONS AND CONTROL BOARDS




FEATURE	DESCRIPTION	SUPPLY BOX "BA"	CONTROL BOARD «MASTER-STY»
POWER OUTPUT	One Ballast for each UVC device	YES	YES
FAULTY LAMP ALARM	Alarm LED indicator	-	YES
	Dry contact output (to be externally powered - up to 24 V, 500 mA -, which can be used to activate a relay or any other diagnostic related device, or external BMS)	YES	YES
EXHAUST LAMP ALARM	Alarm LED indicator	-	YES
	Dry contact output (see above)	-	YES
LAMP LIFE HOUR COUNTER	Digital display	-	YES
POWER SWITCH	Low voltage input contact from BMS or Safety System	-	YES
SYNOPTIC VIEW	Synoptic LED Schema	-	YES
MULTI DEVICE	Management of more than one device	-	YES
POWER SUPPLY CABLE	Cable to main power supply	length 2.5 m (5x1 mm ²)	-
PROTECTION	IP rating	IP55	Up to 4 devices: IP66/67 Up to 8/12 devices: IP45

LAMP DIAGNOSTIC AND SYSTEM MANAGEMENT

Timely detection of lamp malfunctions, for prompt maintenance and minimizing downtime.

The **Supply Box "Ba"** power supply, is equipped with an alarm board that provides an output signal if the UVC lamp encounters any operational issues. This diagnostic output signal is a dry contact that **can be connected to an existing control panel and BMS.**


The **Control Board** allows the management of multiple UVC devices in a single unit, with UVC lamp diagnostic output signals if the UVC lamps encounters any operational issue or its lifetime is expired. It also includes a safety switch to turn on/off the system remotely. The diagnostic output signals and the safety switch **can be connected to an existing control panel and BMS.**



These comprehensive systems ensures **efficient operation, timely maintenance, and enhanced safety**, making it an invaluable tool for managing UVC lamp functionality.

 **Light Progress Group SRL**
Anghiari (AR)
ITALIA
P: (+39) 0575 749255
E: info@lightprogress.it
W: www.lightprogress.it

 **Light Progress GmbH**
Aschaffenburg (BY)
DEUTSCHLAND
P: +49 176 761 42327
E: gmbh@lightprogress.de
W: www.lightprogress.de

 **Light Progress LLC**
Dallas, (TX)
USA
P: (+1) 833-882-4255
E: americas@lightprogress.it
W: www.lightprogress.us

OFFICIALLY DISTRIBUTED BY: